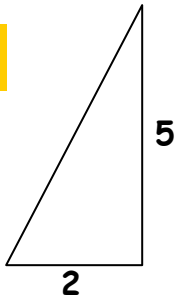


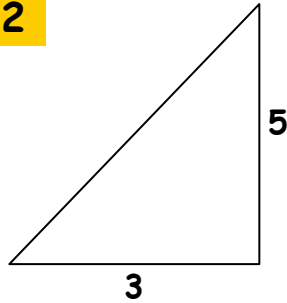
Gradient Worksheet.

Find the gradient of the following slopes. Remember, gradient has no units.

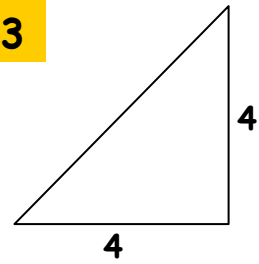
1



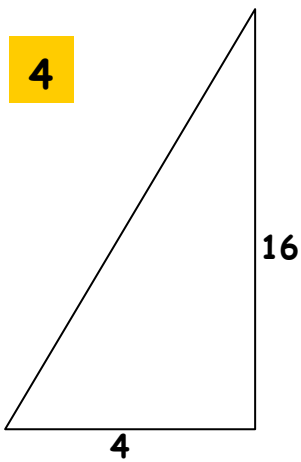
2



3



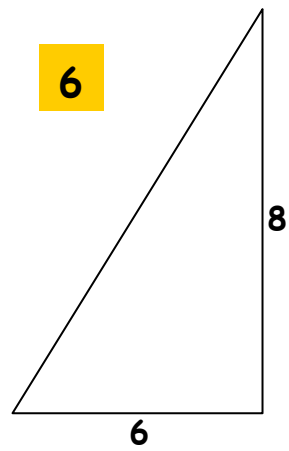
4



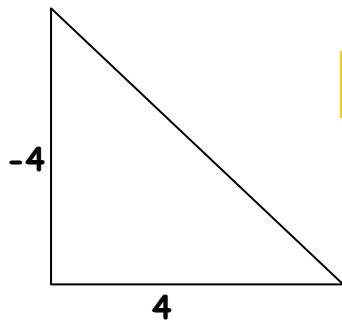
5



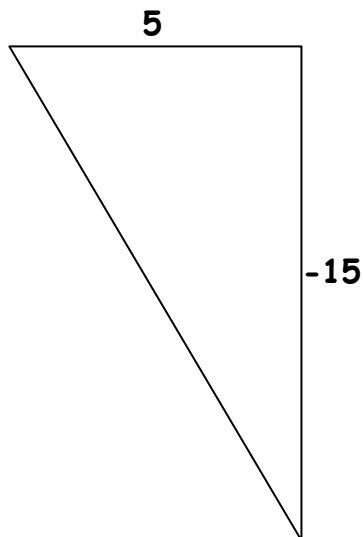
6



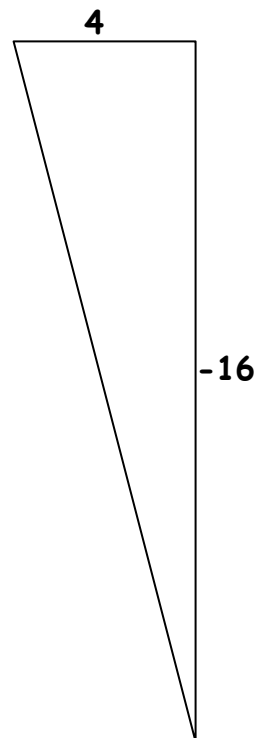
7



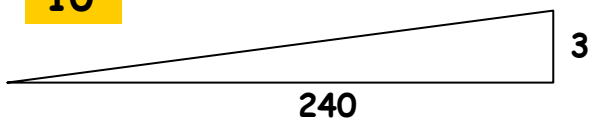
8



9



10



Gradient Answers.

1) $\frac{5}{2}$

2) $\frac{5}{3}$

3) $\frac{4}{4} = 1$

4) $\frac{16}{4} = 4$

5) $\frac{2}{1} = 2$

6) $\frac{8}{6} = \frac{4}{3}$

7) $\frac{-4}{4} = -1$

8) $\frac{-15}{5} = -3$

9) $\frac{-16}{4} = -4$

10) $\frac{3}{240} = \frac{1}{80}$